

STUDY OF STRESS AND PROBLEMS FACING BY TRAINED UNEMPLOYED STUDENTS OF PHYSICAL EDUCATION IN AMRAVATI DISTRICT OF MAHARASHTRA STATE



Dar Gulam Mohmad*

*Research Scholar, S.G.B.Amravati, University, Amravati (M.S)-INDIA.

E.Mail:gmdar111@gmail.com

Abstract:

The present study was to know the problems facing by trained unemployed students of physical education in Amravati District of Maharashtra State, for this study, the subjects were selected from Amravati district. For the Present study our source of subjects were selected from Amravati district. For the present study in the following manner 60 trained unemployed students of physical education would be taken for the study from Amravati District. Only those subjects would be included in this study, which are unemployed from last five years. For the present study, the self-developed Opinionnaire of problems and stress caused by unemployment would be administered to the selected subjects. The subjects were selected by Available random sampling method. For the present study, the self-developed Opinionnaire of problems and stress caused by unemployment would be administered to the selected subjects. The data pertaining to the study were collected by self designed Opinionnaire. In order to fulfil the study 60 subjects were selected from the Amravati District. The subjects were selected by available sampling method. For the present study the self-designed Opinionnaire was administered to selected subjects. The data pertaining to the study was collected by administering the self- designed Opinionnaire. The Opinionnaire was personally distributed among various unemployed student of Physical education in Amravati who have already unemployed from last 5 years. In this investigation 60 Opinionnaire were sent to unemployed students of physical education from which all of the Opinionnaire were received. In beginning of this study it was hypothesized that due to unemployment large number of problems and too much stress are found in trained unemployed students of Amravati District of Maharashtra State.

Keywords: Physical Education Students & Amravati District.

Introduction:

Government of India has been setting many commissions in connection with the promotion of physical education and sports as is evident from Kothari commission, Kunzuroo commission etc. Accordingly established L. N. C. P. E., Gwalior for the promotion of physical education and N. L. S. Patiala for the promotion of competitive sports. Later on the central govt. Sponsored schemes like national discipline schemes, national fitness corps; national physical

efficiency drive/national physical fitness programme etc. Also came in to being and vanished away in the thin air.

In general, a profession is made up of a group of people who provide a unique social service to humankind. For providing this service, the members have secured specialized skills obtained in a body of knowledge of an academic discipline; the services are rendered according to the standards for moral behaviour and ethical practices. Same thing can be called as business if ethics are not followed. A teacher teaching properly in the class-room, completing the course of study, solving the difficulties of the students, helping them in appearing the various examinations is called as he is professional man. While a teacher will not paying attention in the working of the school but inviting the students for highly charged private classes may be called as a businessman. Hence the purpose, the moto, the ethics is important for the same work to be called as business or profession, though in both the case earning is a common factor.

Problem of Unemployment in India:

Unemployment has become a global problem and it has brought serious economic problems particularly in developing countries. Most of the underdeveloped countries are basically characterized by the problem of unemployment and underemployment. The problem of unemployment in underdeveloped countries differs fundamentally from that in developed economies. The unemployment problem in developed countries is merely a social problem rather than an economic curse. In developing countries, unemployment differs from that in developing countries in its origin, form and composition. Different types of unemployment can be seen in underdeveloped countries which mainly arise from shortage of capital formation but in developed countries it arises largely from the deficiency in aggregate demand which is of a cyclical nature.' Unemployment has always been a challenging and frustrating problem to the economists and administrators both in developing and developed economies.

Unemployment in India:

There have been changes in the definition of unemployment in India from time to time since different concepts have been used at different times and by different agencies for estimating the total magnitude of unemployment in the country. Information on employment and under-employment was collected for the first time on all India bases, in the 9th round of NSS during May to November 1955. Since then the NSS has experimented with different concepts for collecting data on employment and unemployment, According to 11th, 12th and 13th rounds of NSS a person having some gainful employment, however, nominal, it may be on the reference day or on at least one day during the reference week (14th and 15th rounds), was treated as "employment". A person without any gainful employment throughout the reference period and either seeking work or, if not seeking, at least available for work during the reference period (11th, 12th and 13th) or any one of the seven days of the reference week was treated as "unemployed". In the later, NSS rounds (18th and subsequent rounds) persons

not seeking work but available for work were excluded and the age restrictions were introduced.

Methodology:

For the Present study our source of subjects were selected from Amravati district. The subjects were selected for the present study in the following manner. 60 trained unemployed students of physical education would be taken for the study from Amravati District. Only those subjects would be included in this study, which are unemployed from last five years. The subjects were selected by Available random sampling method. For the present study, the self-developed Opinionnaire of problems and stress caused by unemployment would be administrated to the selected subjects. Following are the criterion measures which were responsible for collection of data, to testing the hypothesis. The data pertaining to the study were collected by self designed Opinionnaire. To test the hypothesis the level of significance at 0.05 level of significance was considered adequate for the purpose of this study.

Analysis of data:

The statistical analysis of the data gathered to know the stress and problems facing by trained unemployed students of physical education of District Amravati are given below.

Table No. 1
Table showing that stress level of unemployed students

	S.A	A	U	D.A	S.D
Fo	17.33	24.22	20.44	18.33	19.66
Fe	20	20	20	20	20
Fo-fe	-2.67	4.22	0.44	-1.67	-0.34
(Fo-fe) ²	7.12	17.80	0.19	2.78	0.11
(Fo-fe) ² /fe	0.35	0.89	0.00	0.13	0.00

Level of significance = 0.05

From the above table it is observed that the frequency observed for strongly Agree is 17.33, for Agree it is 24.22, for Undecided it is 20.44, for Disagree it is 18.33, and for strongly Disagree it is 19.66. Near about 41.55% students are of opinion that they are facing a lot of stress due to unemployment and at least about 38% students are not facing any stress because of unemployment. After that the researcher uses a statistical technique ‘chi-square’ for the justification of the collected data.

The χ^2 for above given statement is 1.37. The table value of χ^2 at 4 degree of freedom and 0.05 level of significance is 9.49. Because the obtained χ^2 is less than the table value of χ^2 , it is concluded that the stress level of unemployed students are not significant.

Graph-1
Graph showing that stress level of unemployed students.

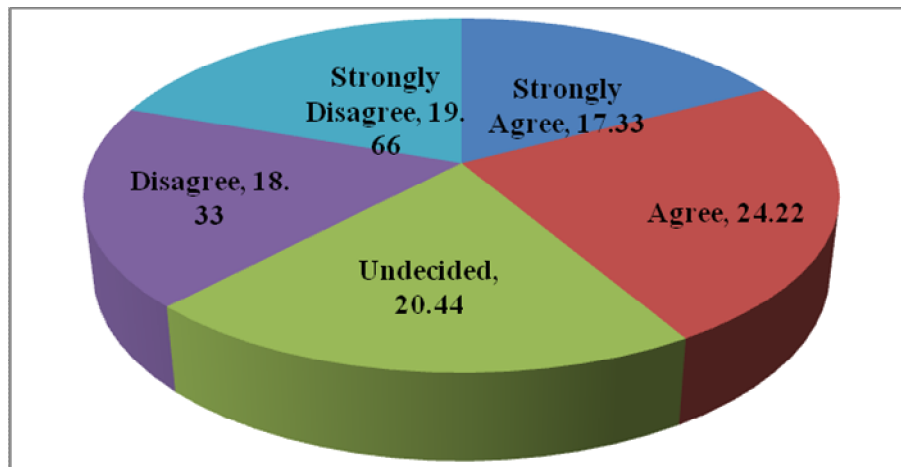


Table No. 2

Table showing that attitude of society towards unemployed students of physical education

	S.A	A	U	D.A	S.D
Fo	15.88	24.66	21.88	19.22	18.33
Fe	20	20	20	20	20
Fo-fe	-4.12	4.66	1.88	0.78	-1.67
(Fo-fe) ²	16.97	21.71	3.53	0.60	2.78
(Fo-fe) ² /fe	0.84	1.08	0.17	0.03	0.13

Level of significance = 0.05

From the above table it is observed that the frequency observed for strongly Agree is 15.88, for Agree it is 24.66, for Undecided it is 21.88, for Disagree it is 19.22, and for strongly Disagree it is 18.33. Near about 40.54% students are of opinion that due to unemployment the status of an individual in a given society gets declined and near about 37.55% are of opinion that due to unemployment the status of an individual in a given society is not declined due to unemployment. After that the researcher uses a statistical technique 'chi square' for the justification of the collected data.

The χ^2 for above given statement is 2.25. The table value of χ^2 at 4 degree of freedom and 0.05 level of significance is 9.49. Because the obtained χ^2 is less than the table value of χ^2 , it is concluded that status of an individual is decreased due to unemployment, is not significant.

Graph-2

Graph showing that attitude of society towards unemployed students of physical education.

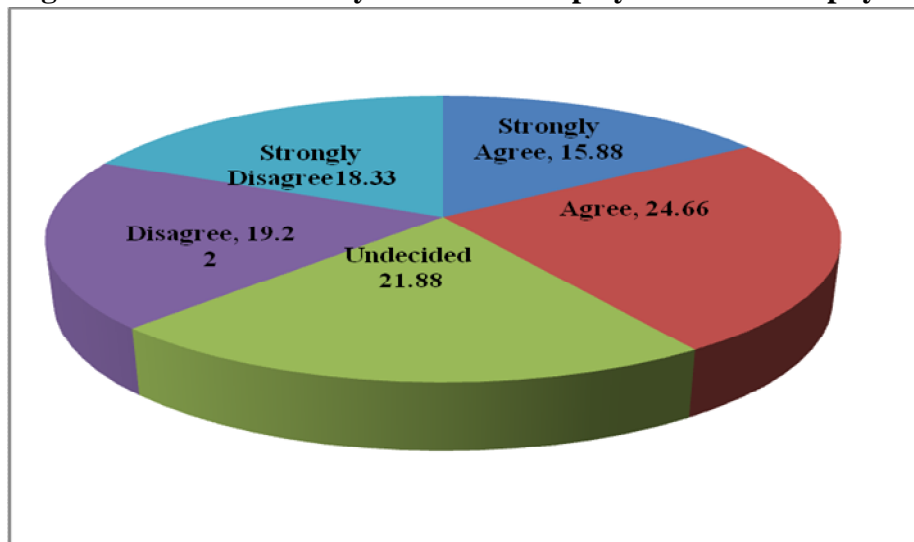


Table No. 3

Table showing that due to government policy of unemployment are giving rise.

	S.A	A	U	D.A	S.D
Fo	17.33	22.00	16.33	20.11	24.22
Fe	20	20	20	20	20
Fo-fe	-2.67	2.00	-3.67	0.11	4.22
(Fo-fe) ²	7.12	4	13.46	0.01	17.80
(Fofe) ² /fe	0.35	0.02	0.67	0.00	0.89

Level of significance = 0.05

From the above table it is observed that the frequency observed for strongly agree is 17.33, for agree it is 22.00, for undecided it is 16.33, for disagree it is 20.11, and for strongly disagree it is 24.22. Near about 40% students are of opinion that the government policy is responsible for giving rise to unemployment in a particular state and at least 44% are of opinion that the unemployment is not due to the policy of government. After that the researcher uses a statistical technique 'chi square' for the justification of the collected data

The χ^2 for above given statement is 2.11. The table value of χ^2 at 4 degree of freedom and 0.05 level of significance is 9.49. Because the obtained χ^2 is less than the table value of χ^2 , it is concluded that government policy is responsible for giving rise to unemployment is not significant.

Graph-3

Graph showing that due to government policy of unemployment are giving rise.




Table No. 4

Showing table of Stress and problems facing by Trained Unemployed Students of Physical Education in Amravati

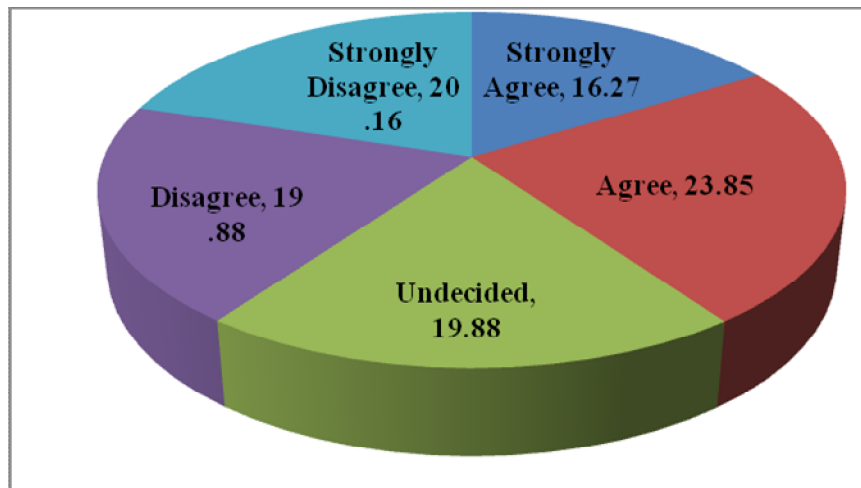
	S.A	A	U	D.A	S.D
Fo	16.27	23.85	19.88	19.88	20.16
Fe	20	20	20	20	20
Fo-fe	-3.73	3.85	-0.12	-0.12	0.16
(Fo-fe) ²	13.91	14.85	0.01	0.01	0.02
(Fo-fe) ² /fe	0.69	0.74	0.05	0.05	0.01

Level of significance = 0.05

From the above table it is observed that the frequency observed for strongly Agree is 16.27, for Agree it is 23.85, for Undecided it is 19.88, for Disagree it is 19.88, and for strongly Disagree it is 20.16. Near about 40.12% students are of opinion that due to unemployment the stress level of the students due to unemployment increases and near about 40.14% are of opinion that they are not facing any stress and any problems due to unemployment.

The χ^2 for whole Opinionnaire is 1.54. The tabulated value of χ^2 at 4 degree of freedom and 0.05 level of significance is 9.49. Because the obtained χ^2 is less than the table value of χ^2 . Percentage of both types of students having and not having problems are near about same. Chi-square also shows that there was no stress level due to unemployment. The students who are facing stress there causes may be different from the causes which have taken by the researcher.

Graph-4
Graph showing stress and problems facing by Trained Unemployed Students of Physical Education in Amravati.



Testing of Hypothesis:

In the light of above results, it was found that the assumption made by the researcher was partially correct in beginning. It was hypothesized that due to unemployment large no. of problems and too much stress are found in trained unemployment students of Amravati district, because they are engaging themselves in the various works regarding their day to day life. Hence the researcher's hypothesis is rejected.

Conclusion:

Within the limitations of the study and from the statistical analysis the following conclusion were drawn:-

- .For Section 1 (stress), it is concluded that there was found no level of stress due to unemployment among the students of Amravati district.
- For section 2(society), it is concluded that due to unemployment status or value of an individual in the society was not diminished.
- For section 4 (Government policy), it is concluded that due to policy of Government which gives rise to unemployment in a particular area.
- At last the percentage of both types of students those who were having problems due to unemployment and those are not have the problems are near about the same.
- Also, after the analysis of the gathered data, with the help of chi-square. It also shows that there was no stress level found among the unemployed students of Amravati. There were other sources which were responsible for giving rise to lot of stress among them like some have financial problems and some have different types of worries of different things. It was also concluded that it was not only unemployment which gives rise to lot

stress level but there were many factors by which the stress level among the students were increased.

References:

- Amtare, K.S. Principles of Physical Education and Sports, (New Delhi: Sports Publication, 2010).
- Azad, J.L graduate Unemployment in India, Association of Indian University, New Delhi, 1991.
- Ben-Zur, Hasida et.al, “Gender Differences in Loss of Psychological Resources Following Experimentally-Induced Vicarious Stress Anxiety, Stress and Coping: An International Journal, Volume: 25, Issue: 4, 2012.
- Bogdanić “Individual Differences and Occupational Stress Perceived: A Croatian Survey. Zagreb International Review of Economics and Business, Volume: 11 Issue: 1, 2008.
- Ismail, et.al., “Relationship between Occupational Stress and Job Satisfaction: An Empirical Study in Malaysia.” The Romanian Economic Journal, Volume: 4. Issue: 12.2009.
- Pande, P.N. Self Employment Programme in India, Ashish Publishing House, New Delhi, 1988.
- Rothmann, et.al., “Outcomes of Occupational Stress in A Higher Education Institution.” Southern African Business Review Volume: 12 Issue: 3, 2008.
- Singh, Agyajit, Sports Psychology for Coaches, Khel Sahitya Kendra, New Delhi, 2013.
- Sandifer, R et.al. “Effects of Unemployment on Mental and Physical Health.” American Journal of Public Health Volume: 75, Issue: 5, May 1985.
- Williams, Stephen “Measuring “Occupational Stress: Development of the Pressure Management Indicator” Jolltlla of Occupational Health Psychology, Volume: 3, Issue: 4, 1998.